



**ROCKY MOUNTAIN
POISON &
DRUG SAFETY**
Saving lives with answers.™

RADARS®
SYSTEM


Prescription Drug Misuse in Europe: Past, Present, Future

Today's Goals

- Comparing data between European countries with the Survey of Nonmedical Use of Prescription Drugs (NMURx)
- European trends in prescription misuse by class
- European trends in prescription misuse by active pharmaceutical ingredient

What is the RADARS[®] System?



**DENVER
HEALTH™**

— est. 1860 —

FOR LIFE'S JOURNEY

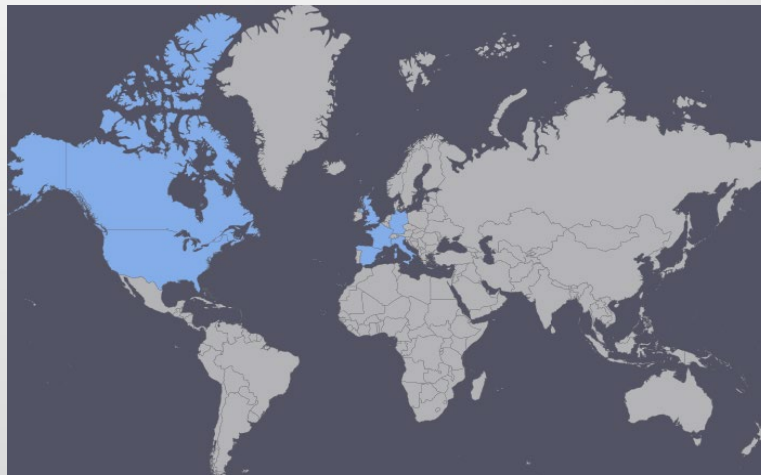
- Supported by subscriptions from pharmaceutical manufacturers, government, and non-government agencies for surveillance, research and reporting services
- Property of Denver Health and Hospital Authority, a political subdivision of the State of Colorado
- Denver Health retains exclusive ownership of all data, databases and systems. Subscribers do not participate in data collection nor do they have access to the raw data.



The Global Mosaic of Nonmedical Use: High Level Overview

- Survey of Nonmedical Use of Prescription Drugs
 - Standardized survey in multiple countries
 - Allows direct cross-country comparisons
 - Each country has a “fingerprint” of patterns of nonmedical use
- Prevalence by class of drug
- Gives an idea of country-by-country trends

Survey of Non-Medical Use of Rx Drugs (NMURx) Coverage



- UK: 3Q14
- Singapore: 3Q15
- US, Canada: 3Q16
- France, Italy: 2Q17
- Germany, Spain: 4Q17

Methodology optimization
projects in 2018

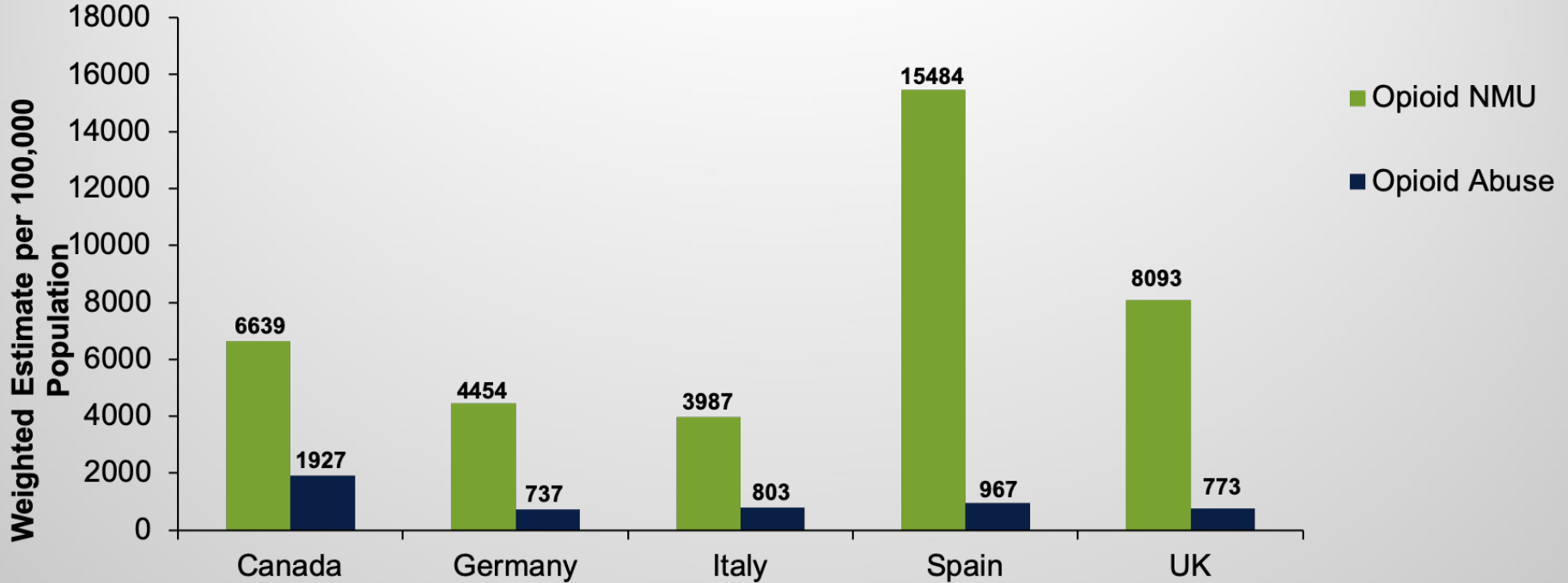
Survey of Non-Medical Use of Prescription Drugs (NMURx)

- An online, cross-sectional survey that assesses prescription and illicit drug use in the general adult population
- 10,000 - 30,000 unique individuals twice annually
- Data presented today from 2018
 - Canada
 - Germany
 - Italy
 - Spain
 - UK

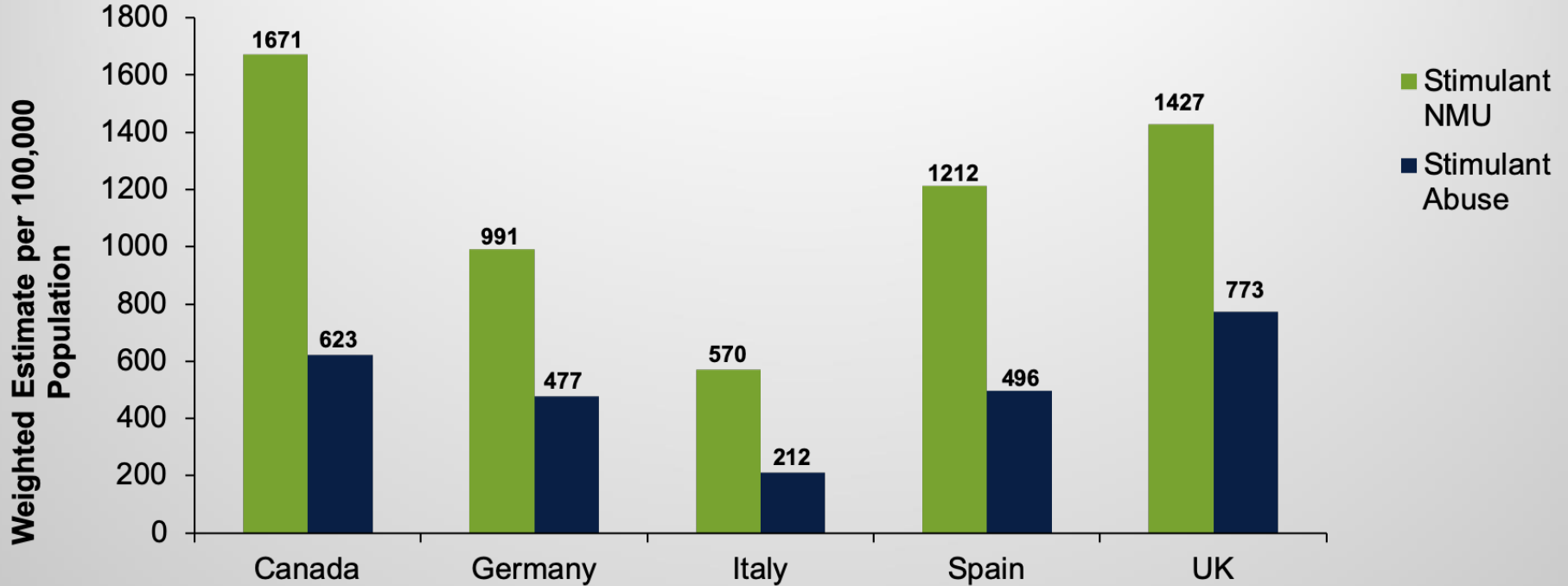
Survey of Non-Medical Use of Prescription Drugs (NMURx)

- **Misuse**: Use of a medication in a way not prescribed by a doctor
 - Includes using more pills, more often, or without a prescription
- **Abuse**: Use of a medication to get high or for the feeling it causes

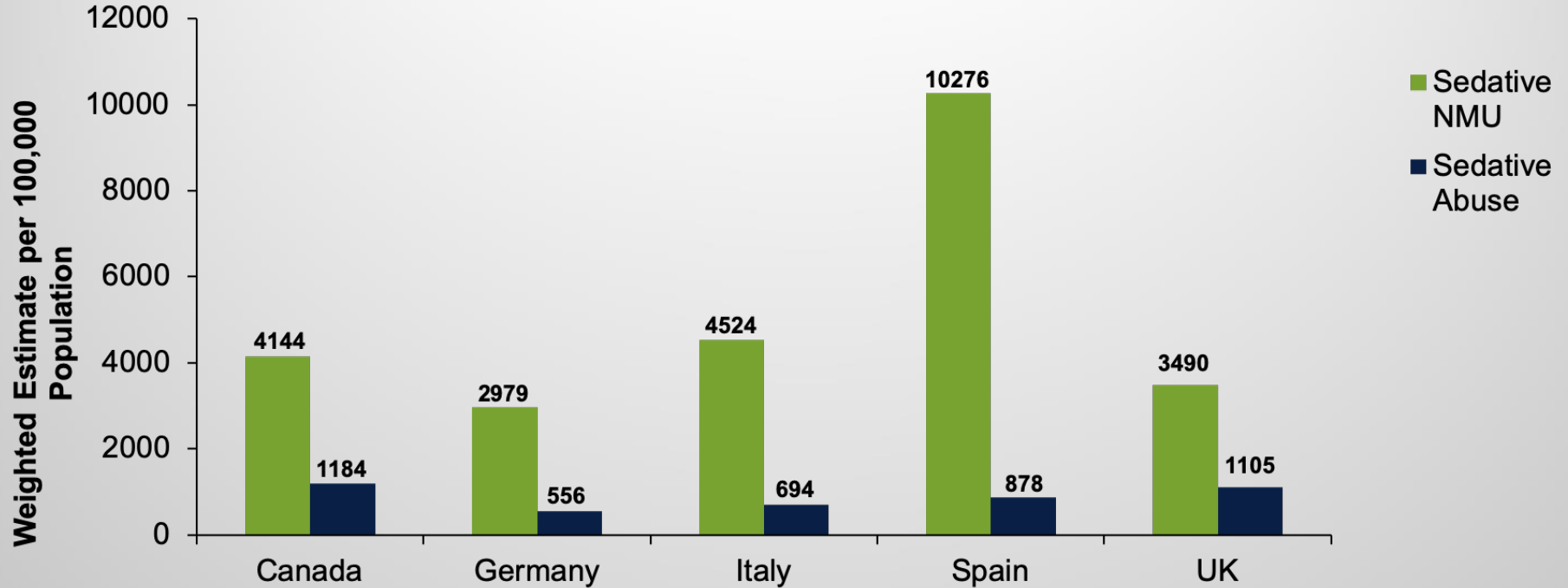
Prescription Opioid Nonmedical Use



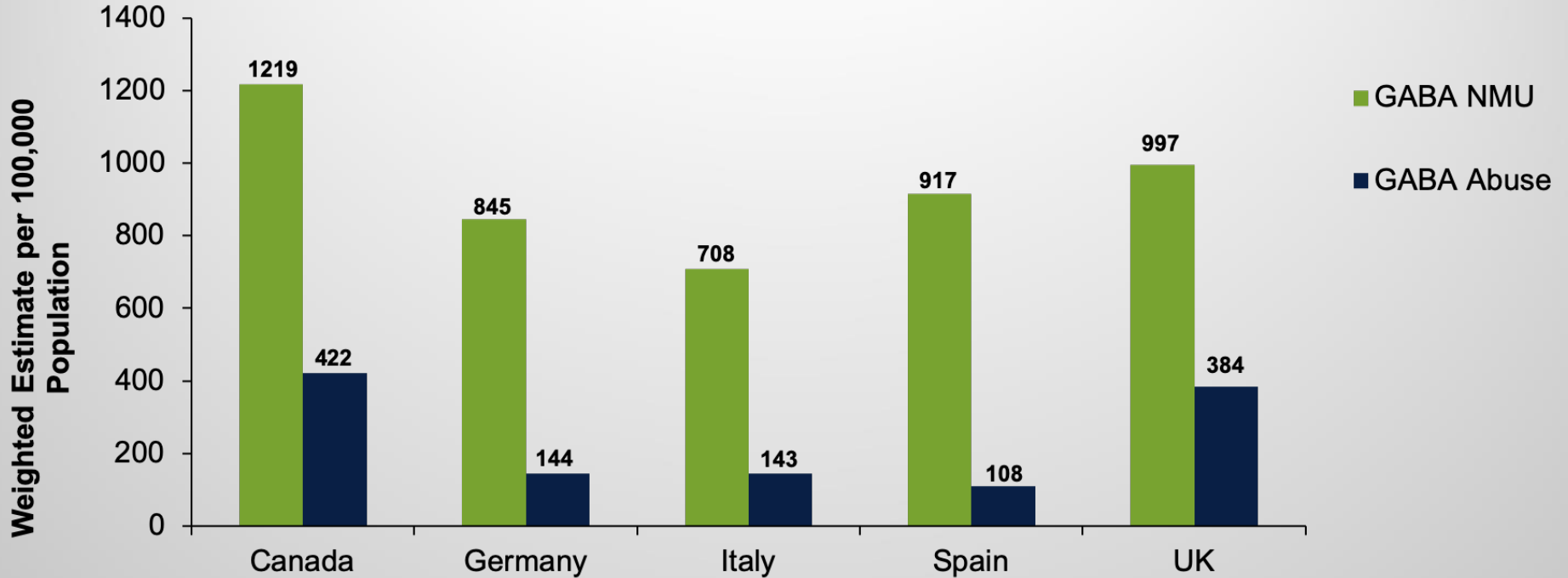
Prescription Stimulant Nonmedical Use



Prescription Sedative Nonmedical Use



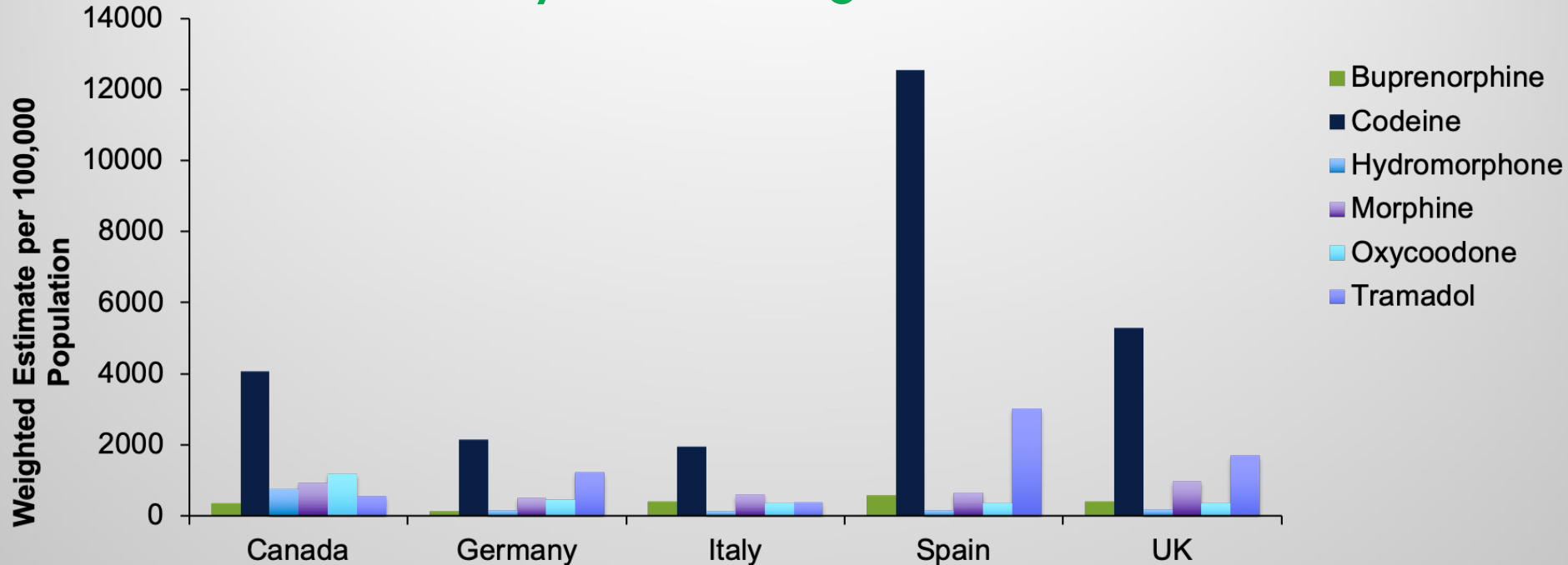
Prescription GABA Nonmedical Use



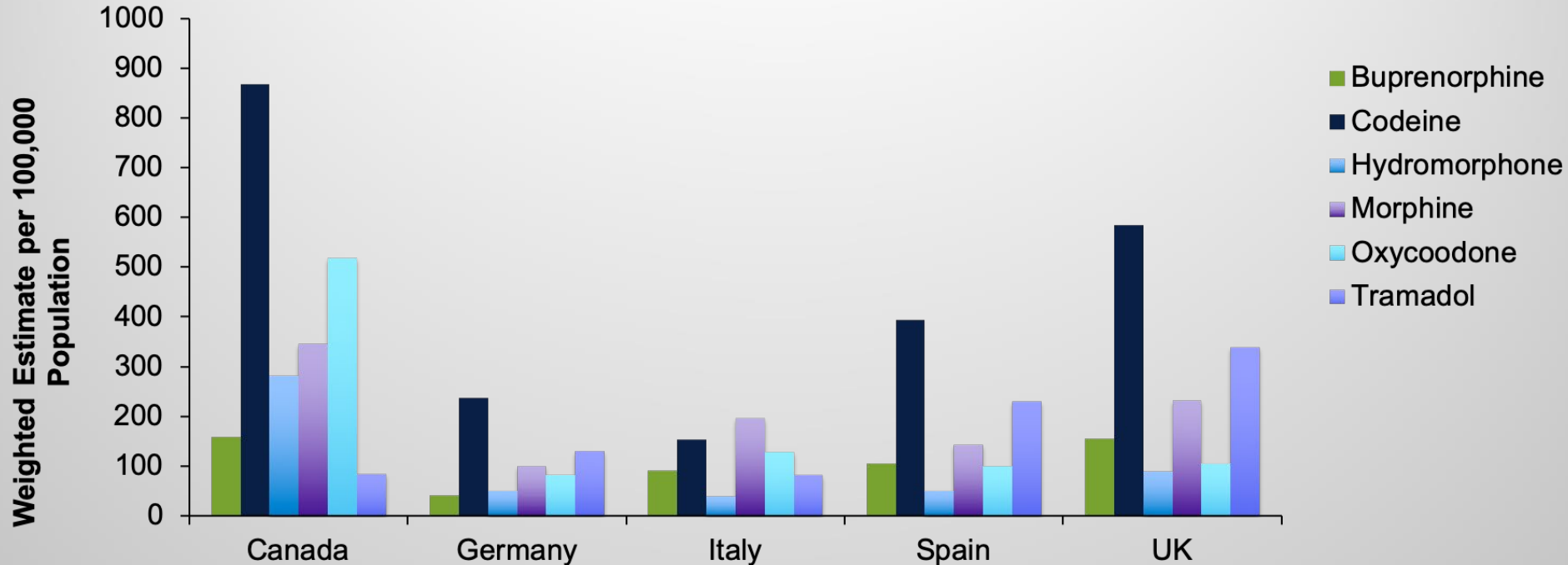
The Global Mosaic of Nonmedical Use: Zooming In

- Can zoom in within NMURx data for more detail:
 - By product
 - By geography
 - By behavior
- Focusing on opioid active ingredients by country

Prescription Opioid Nonmedical Use by Active Ingredient



Prescription Opioid Abuse by Active Ingredient



The Global Mosaic of Nonmedical Use: Conclusions

- Detailed data within each country provides more clear patterns of use and opportunities for intervention
- Patterns of nonmedical use differ by country
 - Opioids and sedatives highest in Spain
 - Stimulants and GABA drugs highest in UK
- Nonmedical use high for codeine, tramadol
 - Abuse also seen with morphine